




[tips & tricks for modelmakers]



Required tools:


Cut roughly with a household scissors, fine cutting with a sharp electro diagonal pliers.

Wavy edges can be straightened by rolling it with a wooden stick on a hard surface.




Plate 8

Gratings



If there is no grinding wheel available use a fine file to clear up the edges, best in conjunction with a stable and crisp material underneath that gives guidance to the tool.



The lower side of the gratings has the original battens. Those should be ideally on the transverse direction of the hull. Just important if shown opened.

